

Pupil Workbook

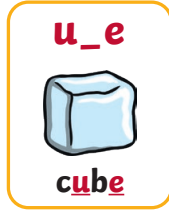
Level 5 Week 7

Name: _____


Focus: **u_e** saying /yoo/ and /oo/

oo

u_e



u_e



u_e _____

1. Read the common exception words.

Colour the parts of the words you find tricky.

called

asked

2. Write the common exception words.

Which is the tricky part of the word? Why is it tricky? Colour the tricky part in a different colour. Write the word two more times.

what

could

3. Read and match.



Read these words and draw a line to match them to the correct picture. Add in sound buttons to help you.

June

rule

salute

perfume



One of the words does not match a picture. Can you draw a picture to match the word?

How confident do you feel?



1. Read the sentences.

Tick the sentence that matches the picture.

Kit accused Sam of stealing the laptop.

Kit and Sam press mute on the laptop.

Kit and Sam use the laptop to play a game.



2. Spell the words.

Look at the picture, say the word and write each word down.



Level 5 Week 7 Lesson 2

Focus: u_e saying /yoo/ and /oo/

3. Write the focus words.

fume

use

tube

4. Read and match.

Read the clues and draw a line to match the clue to the correct picture.

Clue 1

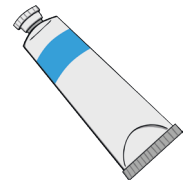
You can use me to make a tune
when you puff air into me.

What am I?

Clue 2

I am a tube. There is paint inside me.
You could use me to paint a painting
of a flute or a boy eating a prune.

What am I?




How confident do you feel?





e_e



e_e _____

1. Read and match.

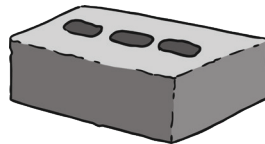
Read these words and draw a line to match them to the correct picture. Add in sound buttons to help you.

concrete

Steve

these

evening



One of the words does not match a picture. Can you draw a picture to match the word?

Level 5 Week 7 Lesson 3

Focus: e_e saying /ee/

2. Read the sentences.

Tick the sentence that matches the picture.

Pete went to the theme park yesterday.

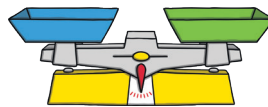
Steve is an athlete and likes to run.

Pete and Eve like to eat these sweets.



3. Spell the words.

Look at the picture, say the word and write each word down.



How confident do you feel?



Level 5 Week 7 Lesson 4

Focus: e_e saying /ee/

1. Read the story.

Highlight all of the words that contain the /ee/ phoneme.

Pete and Eve are athletes. They eat food that is good for them and keeps them fit. Pete eats meat but Eve likes fish. Their coach is called Steve. He helps them to complete big runs, even when they are tired. They have to have trainers on their feet so they can run and jump. They run, bend and jump to keep fit and they do these things each day. Training is held on Thursdays and Saturdays, as well as on Sunday evenings.

For a treat, they like to go to the theme park and go on the extreme rides. The rides make Steve feel sick!

2. Sort the words.

ee	ea	e_e

How confident do you feel?



Level 5 Week 7 Lesson 5

Focus: **u_e** saying /yoo/ and /oo/
and **e_e** saying /ee/

The /oo/ Sound Family

oo

u_e

The /ee/ Sound Family

ee

ea

e_e

1. Write the sentence your teacher says.

Think carefully about which graphemes to use to spell the words.

<hr/> <hr/>

<hr/> <hr/>

<hr/> <hr/>

<hr/> <hr/>

How confident do you feel?



Level 5 Week 7 Additional Activities

Focus: **u_e** saying /yoo/ and /oo/
and **e_e** saying /ee/

The /oo/ Sound Family

oo

u_e

The /ee/ Sound Family























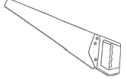

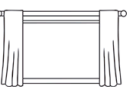













ee

ea

e_e

1. Write your own silly sentence.

Use words containing the **u_e** and the **e_e** graphemes.

ay  pr<u>ay</u>	oy  bo<u>y</u>	ie  ti<u>e</u>	ea  le<u>af</u>	a_e  ca<u>k</u>e	i_e  slid<u>e</u>	o_e  bo<u>n</u>e	u_e  cu<u>b</u>e
u_e  fl<u>u</u>e	e_e  trapez<u>e</u>	ou  mo<u>u</u>th	a  ac<u>o</u>rn	e  equ<u>a</u>l	i  li<u>o</u>n	o  ho<u>t</u>el	u  uni<u>c</u>orn
ch  ch<u>e</u>f	ch  Chri<u>s</u>tmas	ir  gir<u>l</u>	ue  statu<u>e</u>	ue  glu<u>e</u>	y  sun<u>n</u>y	aw  saw<u>a</u>	au  autu<u>m</u>n
ow  wind<u>o</u>	oe  to<u>e</u>	wh  whe<u>l</u>	c  ci<u>t</u>y	g  gem<u>g</u>	ph  dolph<u>in</u>	ea  br<u>e</u>ad	ie  sh<u>i</u>e
tch  wi<u>t</u>ch	are  ba<u>r</u>e	ear  pe<u>a</u>r	ore  co<u>r</u>e	ew  sc<u>r</u>ew	ew  st<u>e</u>w		

Level 5 Week 7 Additional Activities

Focus: **u_e** saying /yoo/ and /oo/
and **e_e** saying /ee/

The /oo/ Sound Family

oo

u_e

The /ee/ Sound Family

ee

ea

e_e

2. Practise spelling the focus words.

Look and Say	Look, Say and Write	Cover and Write	Check
use			
cube			
fume			
tube			
these			
theme			
even			
complete			
what			
could			